

WHAT TO DO IN CASE OF AN EMERGENCY : REGION OF CRANS-MONTANA








Crans-Montana's
Hot-line :
+41 27 485 04 60



Fire

Types of fire:

	CLASS A	CLASS B	CLASS C	CLASS D	CLASS F
Sign					
Designation	Solid material fire	Liquid fire	Gas fire	Metal fire	Oil and fat fire
Combustible	Wood, paper, cloth, plastics, waste, ...	Hydrocarbons (petrol, heating oil, oil), alcohol, solvents, varnish, paint ...	Propane, butane, acetylene, natural gas or methane, ...	Iron filings, phosphorus, magnesium, ...	Deep fat fryer, fat,
Fire extinguisher	- Water spray (A) - Water spray with additive (AB)	- Carbon dioxide (CO2) - Water spray (A) - Water spray with additive (AB)	- Powder (BC)	Extinction by specialists only with special equipment (powder D, sand, earth)	- Powder (BC)
Fire extinguisher	Multi-purpose powder ABC				

Fire



Fire, what should I do?

TEL 118

Stay calm and react

1 ALERT THE FIRE DEPARTMENT TEL 118

- Tel 118 – Where is the fire? What is burning ?



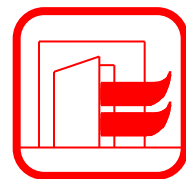
2 SAVE PEOPLE

- Do not use the lift !



3 CLOSE DOORS AND WINDOWS

- Stay calm !



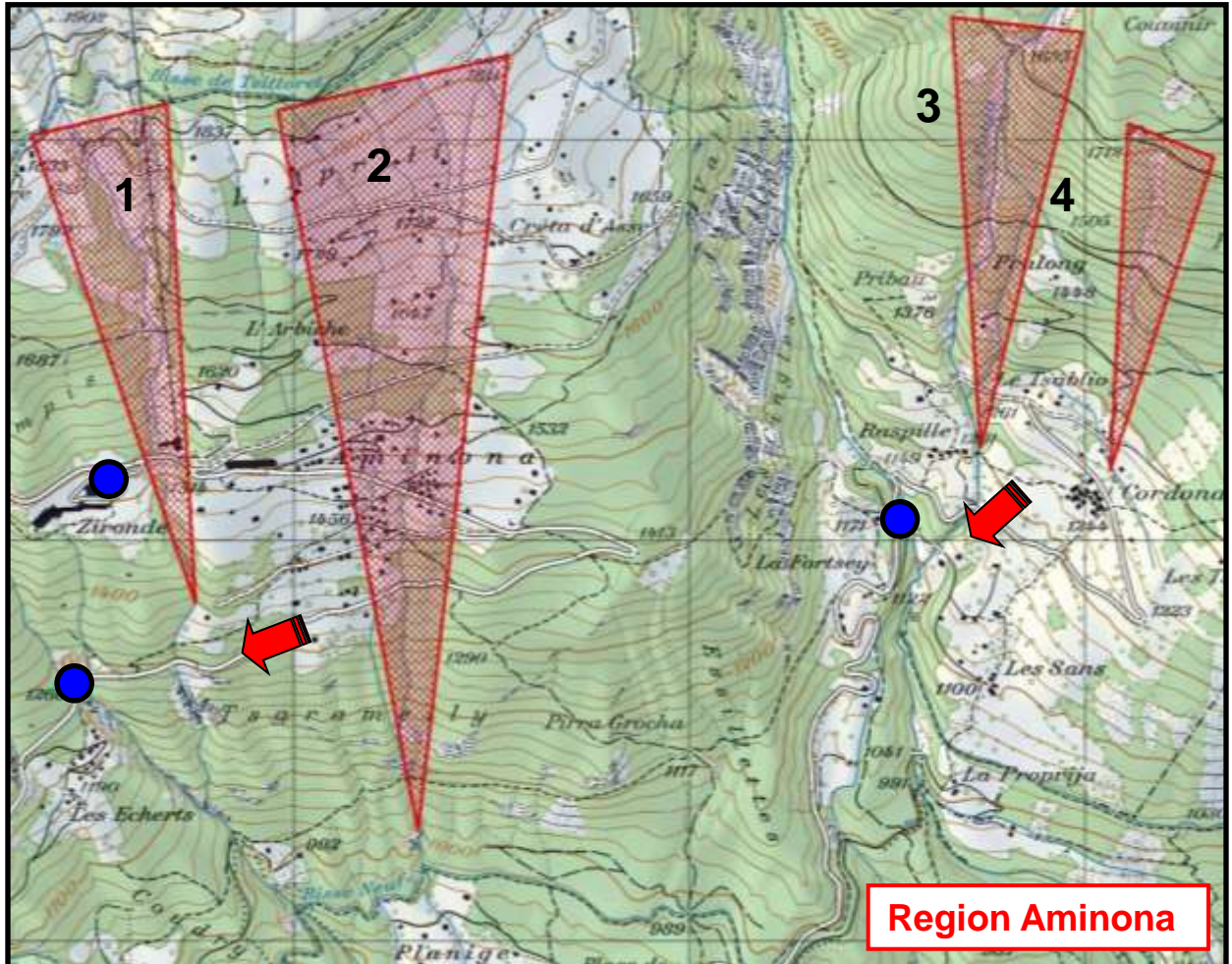
4 FIGHT THE FIRE

- With fire blankets, buckets of water, fire extinguishers or fire station



Avalanche

Evacuation plan and meeting points:



 Meeting points



Avalanche



1 LISTEN

- Listen to the radio and follow instructions

2 WHAT TO DO

- Turn off electricity and gas
- Close doors, windows and shutters
- If possible, isolate your home
- Only leave home if an order to evacuate is given
- Help neighbours, the elderly and handicapped people.

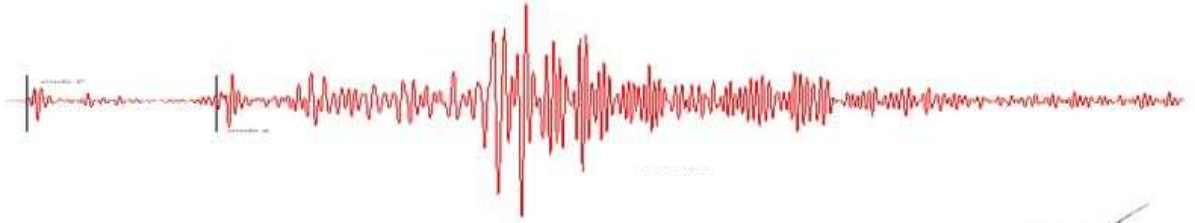
3 EVACUATION

- If the evacuation order is given
 - Take personal belongings with you such as
 - identification documents
 - medication, baby equipment ...
 - do not return home without authorisation
 - do not switch power back on without authorisation




Earthquake

What to do in case of an earthquake :



If you're in a building

- Do not try and leave the building
- Shelter under a solid table, desk or a heavy bed and wait for the end of the tremor
- Keep away from windows
- Do not light any fire



If you're in the street

- Keep away from buildings in order to avoid falling objects (chimneys, tiles...)
- Remain in the middle of the street or in open spaces
- Do not remain under electrical cables



If you're in a car

- Stop the vehicle away from buildings or anything else which could fall
- Turn off the engine, do not get out and wait for the end of the tremor



Earthquake



1 INSIDE

- Stay inside
- Shelter under a solid piece of furniture or a doorframe
- Keep away from ceiling lights, bookshelves, windows ...
- Turn off gas, electricity and water as soon as possible
- Do not use the lift or stairs

OUTSIDE

- Find a clear space, away from buildings, bridges, electrical pylons, large trees ...

2 THEN



- Listen to the radio
- Stay calm! Expect further tremors
- Check that no fires have started
- Check gas, water and electricity installations
- Prepare to evacuate



Alarm system

General alarm

Continuous oscillating sound



1 min 2 min 1 min

2 x 1 minute



Listen to the radio



Follow instructions



Inform neighbours

Water alarm

Continuous sound –
siren after the general alarm



20 sec

20 sec

20 sec

20 sec

10 sec

10 sec

10 sec

12 x 20 seconds



Leave the danger zone immediately



Listen to the radio

In danger zones, check the current instructions and reminders



Alarm system



Siren tests: first Wednesday in February

Every year, on the first Wednesday in February, a siren test takes place all over Switzerland to check that sirens are working. The test is for the general alarm sirens and also the water alarm (13h30 to 15h00). Inhabitants are informed in advance via the radio, television announcement and press releases. It is not necessary to take any special protection measures. The Federal Office for the protection of the population which is in charge of this test thanks the population for their comprehension.

Water alarm (dam break)

If the water siren sounds, inhabitants have to follow the communal «dam break» plan.

Information in the telephone directory and on teletext

Any alarm siren that sounds at any other time means that inhabitants could be in danger. In these cases, everyone is advised to listen to the radio, and to follow instructions from the authorities and to inform their neighbours. The water alarm only sounds after the general alarm and signifies that inhabitants must immediately leave the dangerous area. Further information on the alarm and instructions on what to do can be found in the last pages of the telephone directory. This instructions can also be found on Teletext, on Page 662.



Emergency numbers

POLICE	117
FIRE	118
AMBULANCE	144
POISON	145
INTERNATIONAL N°	112
Info Crans-Montana	+41 27 485

04 60



Belongs

Belongs required in the case of evacuation:



Walking shoes



Cash



Bottled water



Change of clothing



Electric lamp with
spare batteries



Portable radio with
spare batteries



Washbag, towels



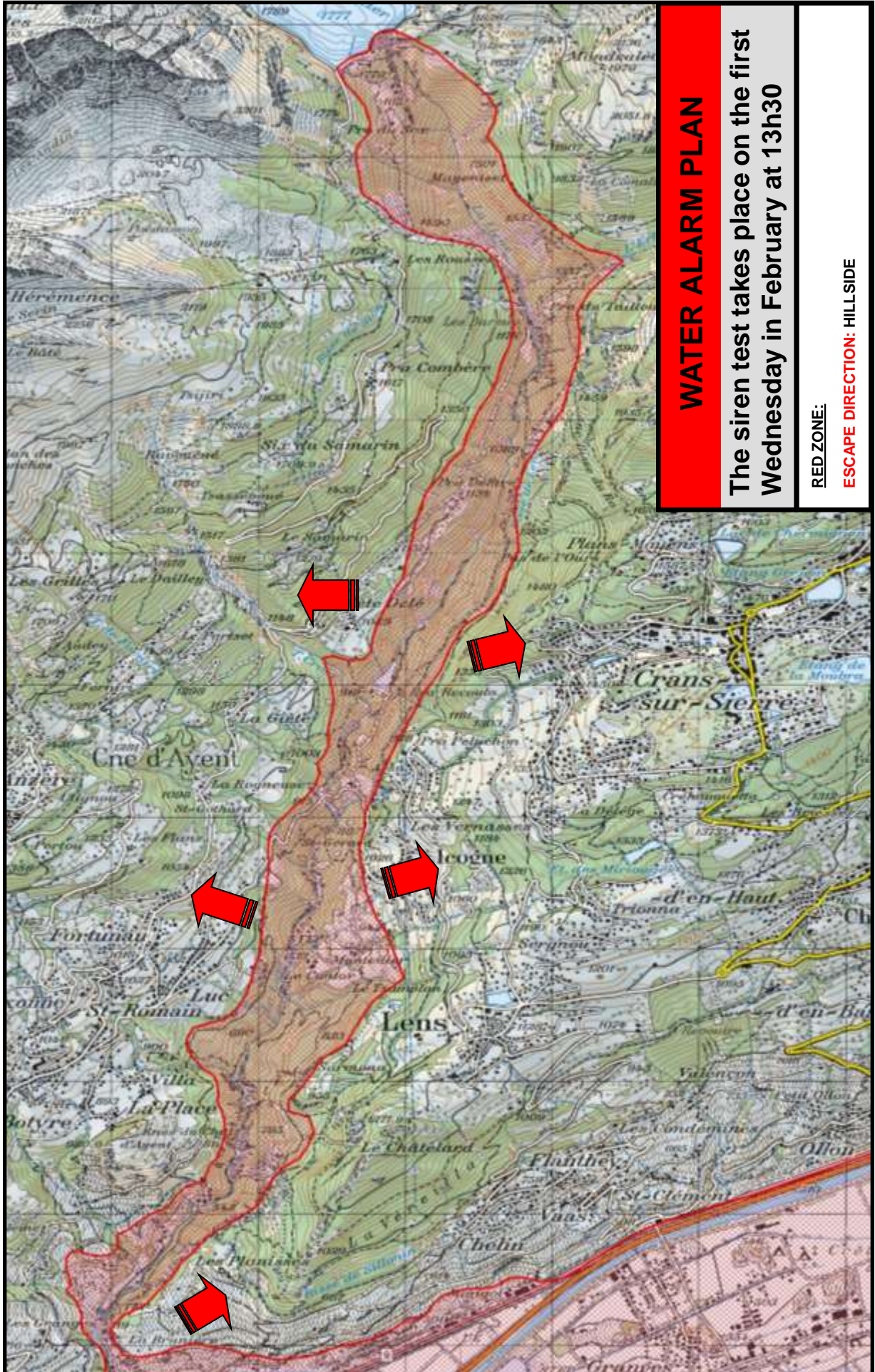
Important medication



Identity documents



Dam Break



WATER ALARM PLAN

The siren takes place on the first Wednesday in February at 13h30

RED ZONE:

ESCAPE DIRECTION: HILLSIDE

THE END OF THE ALARM WILL BE ANNOUNCED VIA THE RADIO

